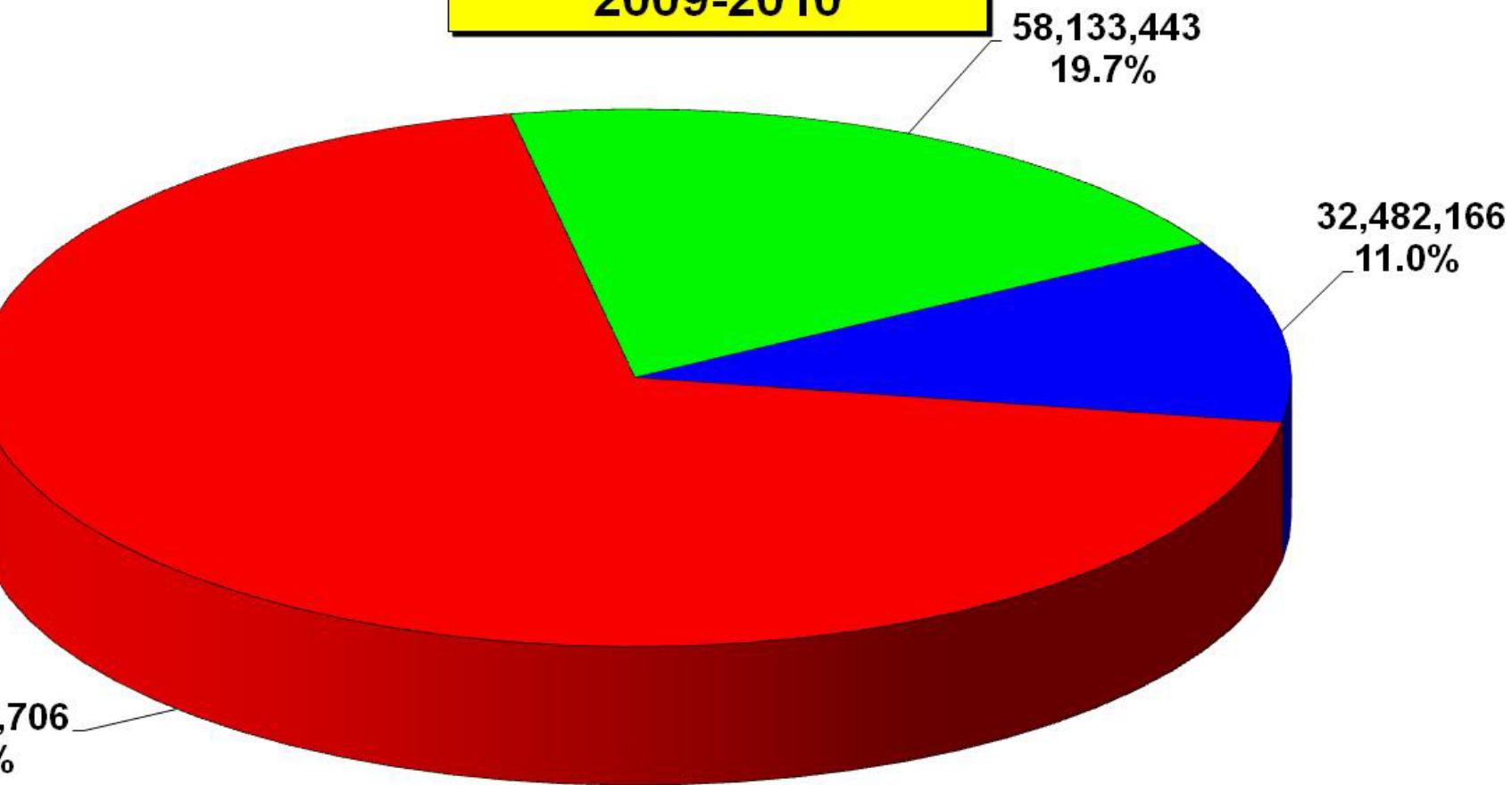

**LA JOYA I.S.D.
DISTRICT BUDGET
2009-2010**

**LA JOYA INDEPENDENT SCHOOL DISTRICT
 APPROPRIATIONS BY OBJECT
 2009-2010**

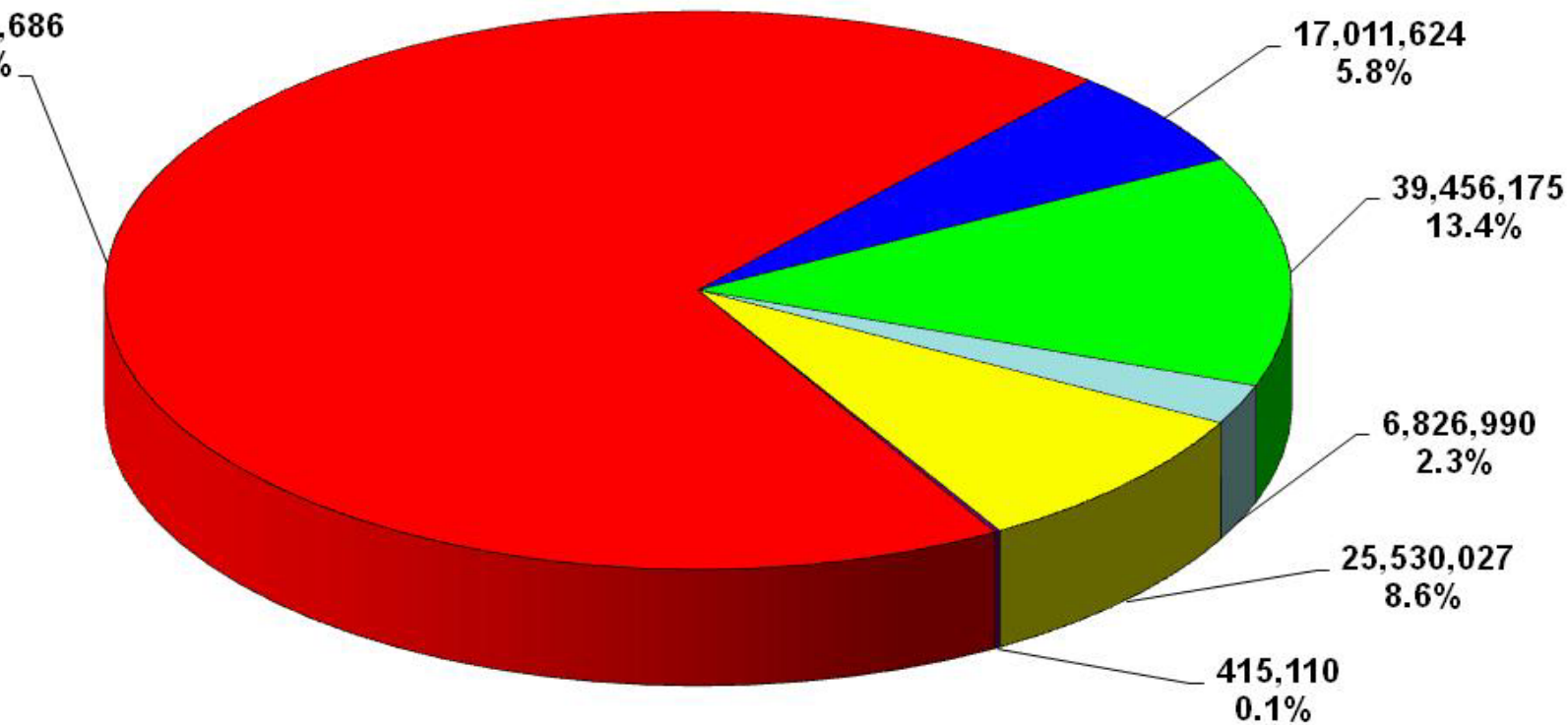
	GENERAL FUND 1XX	SPECIAL REVENUES 2XX	SPECIAL REVENUES 3XX	SPECIAL REVENUES 4XX	DEBT SERVICE 5XX	TOTALS
AND OTHER SOURCES:						
LOCAL SOURCES						
Property Taxes	23,950,599	-	-	-	5,735,409	29,686,008
Other Local Revenues	2,796,158	-	-	-	-	2,796,158
LOCAL SOURCES	26,746,757	-	-	-	5,735,409	32,482,166
STATE PROGRAM	182,325,281	-	60,168	2,481,878	19,517,379	204,384,706
GENERAL PROGRAM	17,728,410	40,405,033	-	-	-	58,133,443
OTHER RESOURCES	11,666,838	-	-	-	-	11,666,838
UNAPPORTIONED BALANCE	-	290,000	-	115,297	-	405,297
REVENUES	238,467,286	40,695,033	60,168	2,597,175	25,252,788	307,072,450
EXPENSES AND OTHER USES:						
PAYROLL SERVICES	183,345,658	20,787,899	60,168	1,971,961	-	206,165,686
CONTRACTED SERVICES	14,796,615	2,215,009	-	-	-	17,011,624
SUPPLIES AND MATERIALS	22,203,219	16,667,742	-	585,214	-	39,456,175
OTHER OPERATING COSTS	5,911,398	915,592	-	-	-	6,826,990
DEBT SERVICE	277,239	-	-	-	25,252,788	25,530,027
CAPITAL OUTLAY	266,319	108,791	-	40,000	-	415,110
	226,800,448	40,695,033	60,168	2,597,175	25,252,788	295,405,612
TRANSFERS OUT	11,666,838	-	-	-	-	11,666,838
EXPENDITURES	238,467,286	40,695,033	60,168	2,597,175	25,252,788	307,072,450

**LA JOYA I.S.D.
REVENUE SUMMARY
(ALL FUNDS)
2009-2010**



■ 5700 LOCAL REVENUES ■ 5800 STATE REVENUES ■ 5900 FEDERAL REVENUES

**LA JOYA I.S.D.
 APPROPRIATIONS BY OBJECT
 ALL FUNDS
 2009-2010**

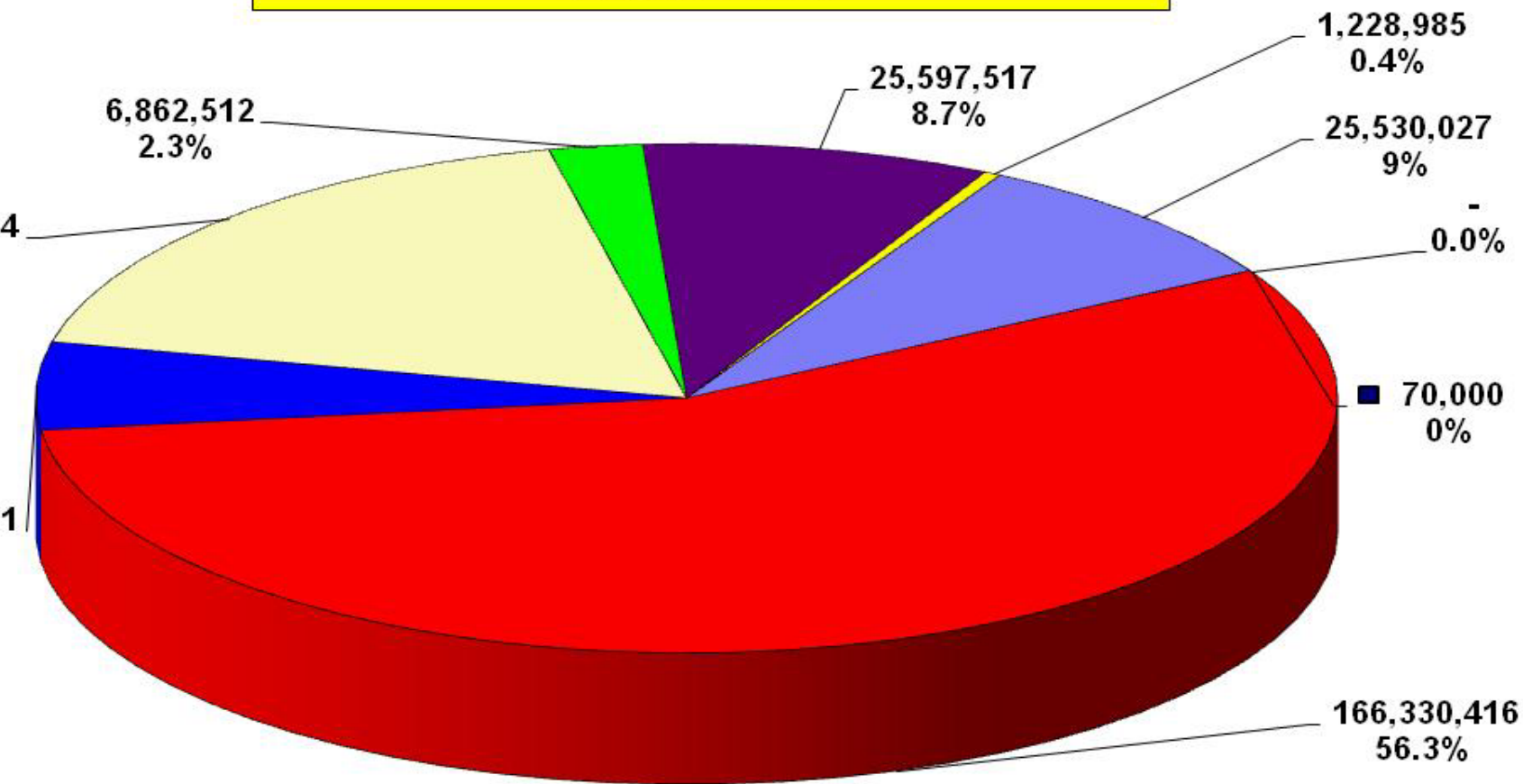


PAYROLL SERVICES 6200 CONTRACTED SERVICES 6300 SUPPLIES AND MATERIALS
 OTHER OPERATING COSTS 6500 DEBT SERVICE 6600 CAPITAL OUTLAY

**LA JOYA INDEPENDENT SCHOOL DISTRICT
APPROPRIATIONS BY FUNCTION
2009-2010**

	GENERAL FUND 1XX	SPECIAL REVENUES 2XX	SPECIAL REVENUES 3XX	SPECIAL REVENUES 4XX	DEBT SERVICE 5XX	TOTALS
AND OTHER SOURCES:						
LOCAL SOURCES						
Taxes	23,950,599	-	-	-	5,735,409	29,686,008
Local Revenues	2,796,158	-	-	-	-	2,796,158
LOCAL SOURCES	26,746,757	-	-	-	5,735,409	32,482,166
PROGRAM	182,325,281	-	60,168	2,481,878	19,517,379	204,384,706
GENERAL PROGRAM	17,728,410	40,405,033	-	-	-	58,133,443
PERSONNEL RESOURCES	11,666,838	-	-	-	-	11,666,838
UNASSIGNED BALANCE	-	290,000	-	115,297	-	405,297
EXPENDITURES	238,467,286	40,695,033	60,168	2,597,175	25,252,788	307,072,450
EXPENSES AND OTHER USES:						
Construction	121,495,674	32,261,955	-	1,225,861	-	154,983,490
Instructional Res. & Media Services	5,480,384	308,047	-	110,000	-	5,898,431
Curriculum Dev. & Inst. Staff Dev.	2,039,407	2,812,519	-	596,569	-	5,448,495
Instructional Adm.	2,343,048	664,096	60,168	84,864	-	3,152,176
School Adm.	12,867,718	322,648	-	116,189	-	13,306,555
Attendance, Counseling, & Evaluation	9,250,525	1,141,990	-	463,692	-	10,856,207
Special Work	980,488	1,421,478	-	-	-	2,401,966
Health Services	2,748,190	441,476	-	-	-	3,189,666
Student Transportation	9,583,844	109,520	-	-	-	9,693,364
Food Service	17,037,944	-	-	-	-	17,037,944
Extracurricular Activity	10,148,277	-	-	-	-	10,148,277
General Adm.	6,823,152	39,360	-	-	-	6,862,512
Plant Maintenance & Operations	21,866,986	10,872	-	-	-	21,877,858
Security & Monitoring Services	2,903,753	577	-	-	-	2,904,330
Media Processing Services	815,329	-	-	-	-	815,329
Community Services	68,490	1,160,495	-	-	-	1,228,985
Debt Service	277,239	-	-	-	25,252,788	25,530,027
Facilities Acquisition and Const.	-	-	-	-	-	-
Payments to Juvenile Justice Alternatives	70,000	-	-	-	-	70,000
Transfers out	11,666,838	-	-	-	-	11,666,838
EXPENDITURES	238,467,286	40,695,033	60,168	2,597,175	25,252,788	307,072,450

**LA JOYA I.S.D.
 APPROPRIATIONS BY FUNCTION
 ALL FUNDS
 2009-2010**



- 10 INSTRUCTION
- 20 INSTRUCTIONAL LEADERSHIP
- 40 ADMIN SUPPORT SERVICES
- 50 SUPPORT SERV-NON STUDENT
- 60 ANCILLARY
- 80 CAPITAL OUTLAY
- 30 STUDENT SUPPORT SERVICES